

Yorktowne®

RICH IN STYLE. DEEP IN SPIRIT.



SELECTION GUIDE

DOOR STYLES • WOOD SPECIES • FINISHES

EXPLORE *the* POSSIBILITIES

At the center of every home is the kitchen, where your personal style and pride are on full display for every guest and loved one. We're honored to be a part of creating that warm, inviting space for your family, and are committed to making beautiful, high-quality products for your home. For over 100 years, we've been manufacturing our cabinets here in America. We hand-craft each cabinet with care for elegant, long-lasting cabinetry that will see your family through the years.

Because we offer a nearly limitless array of styles, finishes, and modifications, we created this Selection Guide to help you choose the cabinetry options that best reflect your personal taste and the way you live. Share your ideas with your designer, who will help you plan the perfect room. The end result will be a stunning pairing of style and function that garners oohs and aahs all around.

(Classic) **Clayton** in White Icing Classic, and Eagle Rock Sable Glaze and Highlight on cherry accents
COVER: (Historic) **Logan** in Smoke on cherry and Gale Classic



HISTORIC SERIES

WOOD SPECIES | PRICE GROUP

A: Knotty Alder


C: Cherry

M: Maple

D: MDF

Q: Quartersawn Oak

AMORY
Irish Crème Classic



A | 9
C | 9
M | 8
Q | 9

BAXTER
Peppercorn Ebony Glaze and Highlight on knotty alder



A | 9
C | 9
M | 8

BELFAST
Smoke on knotty alder



A | 6
C | 6
M | 5

BRENTFORD
natural on knotty alder



A | 4
C | 4
M | 3
D | 1

BROCKTON
Tidal Classic



A | 4
C | 4
M | 2
Q | 2

BURBANK
White Icing Pewter Highlight



A | 6
C | 6
M | 5

CLARK
Tumbleweed Burnt Sienna Glaze and Highlight on maple



A | 8
C | 8
M | 7

COLBY
Peppered Appaloosa on maple



A | 6
C | 6
M | 6

CORSICA
Sea Salt Classic



A | 2
C | 2
M | 1
D | 1

DEARBORN
Peppercorn Ebony Glaze and Highlight on cherry



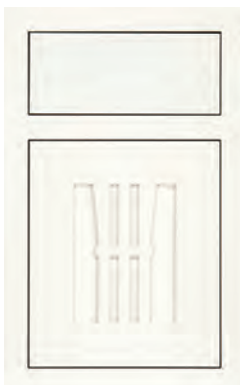
A | 7
C | 7
M | 6

DIXON
Blush Classic



A | 8
C | 8
M | 7

GRAYSON
Magnolia Classic



C | 9
M | 8
Q | 7

LANGDON
Bay Leaf Classic



A | 2
C | 2
M | 1
D | 1
Q | 1

LEXINGTON
Eucalyptus Classic




A | 8
C | 8
M | 7

LOGAN
Silver Appaloosa on cherry



C | 6
M | 5

MALLORY
White Icing Classic



A | 5
C | 5
M | 4

MONTEGO
Peppered Appaloosa on knotty alder



A | 5
C | 5
M | 4

MORRIS
Cappuccino Burnt Sienna
Glaze and Highlight on cherry



A | 3
C | 3
M | 2
Q | 2

OSLO
Greystone on quartersawn oak



A | 6
C | 6
M | 5
Q | 5

PENNINGTON
Sandalwood on maple



C | 6
M | 5

ROCHELLE
Irish Crème Classic



A | 5
C | 5
M | 4
D | 2

ROCKWELL
Greystone on quartersawn oak



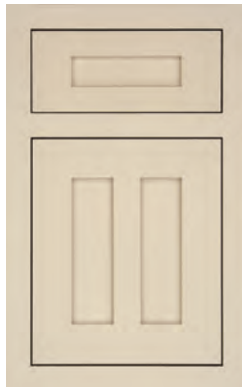
C | 7
M | 6
Q | 6

ROMA
Frappe Classic



A | 8
C | 8
M | 7

SALINGER
Chai Latte Classic



A | 5
C | 5
M | 4
Q | 4

WELLS
White Chocolate Classic



A | 8
C | 8
M | 7

WHEATON
Earl Grey Classic



A | 8
C | 8
M | 7

The Historic line includes two standard face frame options and two standard hinge types.

FACE FRAME OPTIONS

- Beaded face frame includes a rounded groove within the face frame, closest to the doors/drawer fronts.
- Non-beaded face frame maintains original specifications.



Beaded



Non-beaded

HINGE OPTIONS

- Concealed hinge with integrated Quiet Close (not visible from the cabinet exterior).
- Barrel hinges include a finial detail; are visible from the exterior and are offered in four finishes.



Flat Black



Antique Brass



Nickel



Oil Rubbed Bronze

ICONIC SERIES

ONE STYLE: FOUR OPTIONS

Yorktowne makes it easy to create a style truly inspired by you. You can choose your door style as well as the center panel to create a unique look. Raised, reverse raised, flat, beaded—the pick your panel option is available on a variety of door styles.

All of our style options can be seen on pages 8-9. The corresponding panel options, with species availability and price group information, are shown in the charts below.



PICK-A-PANEL DOOR STYLES PRICE GROUP CHART

DOOR STYLE	FLAT PANEL								REVERSE RAISED								RAISED								BEADED							
	CHERRY	HICKORY	KNOTTY ALDER	MDF	MAPLE	RUSTIC MAPLE	OAK	QS OAK	CHERRY	HICKORY	KNOTTY ALDER	MDF	MAPLE	RUSTIC MAPLE	OAK	QS OAK	CHERRY	HICKORY	KNOTTY ALDER	MDF	MAPLE	RUSTIC MAPLE	OAK	QS OAK	CHERRY	HICKORY	KNOTTY ALDER	MDF	MAPLE	RUSTIC MAPLE	OAK	QS OAK
Abilene	7	5	7	-	6	6	5	-	8	6	8	-	7	7	6	-	8	6	8	-	7	7	6	-	9	7	9	-	8	8	7	-
Ambrosia	6	-	-	-	5	-	-	-	9	-	-	-	8	-	-	-	9	-	-	-	8	-	-	-	10	-	-	-	9	-	-	-
Brockton	3	1	3	-	2	2	1	8	6	4	6	-	5	5	4	11	6	4	6	-	5	5	4	11	7	5	7	-	6	6	5	12
Clark	6	-	6	-	5	-	5	-	11	-	11	-	10	-	9	-	11	-	11	-	10	-	9	-	12	-	12	-	11	-	10	-
Colby	6	4	6	-	5	-	5	-	10	8	10	-	9	-	8	-	10	8	10	-	9	-	8	-	11	9	11	-	10	-	9	-
Crowley	3	1	5	1	2	2	1	-	7	3	7	3	4	4	3	-	7	3	7	3	4	4	3	-	8	4	8	-	5	5	4	-
Dearborn	4	2	4	-	3	3	2	-	6	4	6	-	5	5	4	-	6	4	6	-	5	5	4	-	7	5	7	-	6	6	5	-
Dixon	8	6	8	-	7	-	6	-	10	8	10	-	9	-	8	-	10	8	10	-	9	-	8	-	11	9	11	-	10	-	9	-
Durango	2	1	3	-	1	1	1	-	5	1	5	-	2	2	1	-	5	1	5	-	2	2	1	-	6	2	6	-	3	3	2	-
Evan	5	3	5	-	4	4	4	-	9	7	9	-	8	8	7	-	9	7	9	-	8	8	7	-	10	8	10	-	9	9	8	-
Higgins	2	1	3	-	1	1	1	-	5	1	5	-	2	2	1	-	5	1	5	-	2	2	1	-	6	2	6	-	3	3	2	-
Holton	6	4	6	3	5	5	4	-	7	5	7	5	6	6	5	-	7	5	7	5	6	6	5	-	8	6	8	-	7	7	6	-
Jefferson	4	2	4	-	3	3	2	-	8	6	8	-	7	7	6	-	8	6	8	-	7	7	6	-	9	7	9	-	8	8	7	-
Logan	8	6	-	-	7	-	6	-	11	8	-	-	9	-	9	-	11	8	-	-	9	-	9	-	12	9	-	-	10	-	10	-
Mallory	4	2	4	-	3	3	2	-	8	6	8	-	7	7	6	-	8	6	8	-	7	7	6	-	9	7	9	-	8	8	7	-

ONE PICK YOUR STYLE

DIXON



See Section 200 of your Iconic Specifications Manual for additional details.

TWO PICK YOUR PANEL



Raised Panel



Flat Panel



Reverse Raised



Beaded Panel

PICK-A-PANEL DOOR STYLES PRICE GROUP CHART

DOOR STYLE	FLAT PANEL								REVERSE RAISED								RAISED								BEADED							
	CHERRY	HICKORY	KNOTTY ALDER	MDF	MAPLE	RUSTIC MAPLE	OAK	QS OAK	CHERRY	HICKORY	KNOTTY ALDER	MDF	MAPLE	RUSTIC MAPLE	OAK	QS OAK	CHERRY	HICKORY	KNOTTY ALDER	MDF	MAPLE	RUSTIC MAPLE	OAK	QS OAK	CHERRY	HICKORY	KNOTTY ALDER	MDF	MAPLE	RUSTIC MAPLE	OAK	QS OAK
Millgate	6	4	6	-	5	5	4	7	7	5	7	-	6	6	5	8	7	5	7	-	6	6	5	8	8	6	8	-	7	7	6	9
Morris	5	3	5	-	4	4	3	8	7	5	7	-	6	6	5	10	7	5	7	-	6	6	5	10	8	6	8	-	7	7	6	11
Rigby	7	5	7	-	6	6	5	-	8	6	8	-	7	7	6	-	8	6	8	-	7	7	6	-	9	7	9	-	8	8	7	-
Rochelle	6	4	6	3	5	5	4	-	8	6	8	6	7	7	6	-	8	6	8	6	7	7	6	-	9	7	9	-	8	8	7	-
Roma	7	-	7	-	6	-	-	-	9	-	9	-	8	-	-	-	9	-	9	-	8	-	-	-	10	-	10	-	9	-	-	-
Salinger	6	4	6	-	5	5	4	7	7	5	7	-	6	6	5	8	-	-	-	-	-	-	-	-	8	6	8	-	7	7	6	9
Shaw	4	2	4	2	3	3	2	-	7	5	7	5	6	6	5	-	7	5	7	5	6	6	5	-	8	6	8	-	7	7	6	-
Steinbeck	2	1	3	-	1	1	1	-	5	1	5	-	2	2	1	-	5	1	5	-	2	2	1	-	6	2	6	-	3	3	2	-
Vera	8	-	-	-	7	-	-	-	9	-	-	-	8	-	-	-	9	-	-	-	8	-	-	-	10	-	-	-	9	-	-	-
Wallis	8	-	8	-	7	-	-	-	11	-	11	-	10	-	-	-	11	-	11	-	10	-	-	-	12	-	12	-	11	-	-	-
Wells	7	5	7	-	6	6	5	-	10	8	10	-	9	9	8	-	-	-	-	-	-	-	-	-	11	9	11	-	10	10	9	-
Westcliffe	3	1	5	-	2	2	1	-	7	3	7	-	4	4	3	-	7	3	7	-	4	4	3	-	8	4	8	-	5	5	4	-
Wheaton	5	3	5	-	4	4	3	-	9	7	9	-	8	8	7	-	9	7	9	-	8	8	7	-	10	8	10	-	9	9	8	-
Yale	7	-	-	-	6	-	-	-	9	-	-	-	8	-	-	-	9	-	-	-	8	-	-	-	10	-	-	-	9	-	-	-

ICONIC SERIES

PICK-A-PANEL DOOR STYLES

Wood species availability and price group information
on pages 6-7.

ABILENE Raised Panel



Full Overlay

Cottage White Sheer on oak

AMBROSIA Raised Panel



Full Overlay

Tumbleweed Burnt Sienna
Glaze and Highlight on maple

BROCKTON Reverse Raised Panel



Full Overlay

Earl Grey Classic

CLARK Raised Panel



Full Overlay

White Icing Classic

COLBY Raised Panel



Full Overlay

Silver Appaloosa on maple

CROWLEY Raised Panel



Full Overlay

Dusk Classic

DEARBORN Raised Panel



Full Overlay

Amaretto on knotty alder

DIXON Raised Panel



Full Overlay

Peppercorn on cherry

DURANGO Beaded Panel



Half Overlay

Smoke Ebony Glaze and
Highlight on knotty alder

EVAN Beaded Panel



Full Overlay

Divinity Burnt Sienna Highlight

HIGGINS Raised Panel



Half Overlay

Natural on knotty alder

HOLTON Raised Panel



Full Overlay

Gale Classic

JEFFERSON Raised Panel



Full Overlay

Celeste Classic

LOGAN Flat Panel



Full Overlay

Buff Classic

MALLORY Raised Panel



Magnolia Classic

Full Overlay

MILLGATE Flat Panel



Dried Lavender Classic

Full Overlay

MORRIS Reverse Raised Panel



Eucalyptus Classic

Full Overlay

RIGBY Flat Panel



French Roast Sable Highlight
on hickory

Full Overlay

ROCHELLE Flat Panel



Frappé Ebony Highlight

Full Overlay

ROMA Raised Panel



Bay Leaf Classic

Full Overlay

SALINGER Beaded Panel



Eagle Rock Sable Highlight on
rustic maple

Full Overlay

SHAW Flat Panel



Sea Salt Classic

Full Overlay

STEINBECK Raised Panel



Carriage Black Ebony Glaze with
Heirloom Distressing on maple

Half Overlay

VERA Raised Panel



Billow Classic

Full Overlay

WALLIS Raised Panel



Cappuccino on knotty alder

Full Overlay

WELLS Reverse Raised Panel



Peppered Appaloosa on
knotty alder

Full Overlay

WESTCLIFFE Flat Panel



Buckskin Appaloosa on cherry

Full Overlay

WHEATON Raised Panel



Eagle Rock Sable Glaze and Highlight
on knotty alder

Full Overlay

YALE Reverse Raised Panel



Amaretto Ebony Glaze and
Highlight on maple

Full Overlay

ICONIC SERIES

SPECIALTY DOOR STYLES

WOOD SPECIES | PRICE GROUP

A: Knotty Alder
C: Cherry
D: MDF
H: Hickory
M: Maple
R: Rustic Maple
O: Oak
Q: Quartersawn Oak
SC: Straight-Grain Cherry
SM: Straight-Grain Maple
SQ: Straight-Grain Quartersawn Oak

BELFAST



Cappuccino on cherry

CASPER



Tumbleweed on hickory

GILMORE



Peppered Appaloosa on cherry

GRAYSON



Sandalwood Burnt Sienna Glaze and Highlight on oak

MONTEGO



Eagle Rock Sable Glaze and Highlight on maple

NICOLLET



Islander Dry Brush on straight-grain quartersawn oak

PENNINGTON



White Chocolate Classic

ROCKWELL



French Roast Sable Highlight on quartersawn oak

TULSA



Natural on hickory

FULL OVERLAY VS. HALF OVERLAY

Iconic and Classic door styles are either full or half overlay. Full overlay door styles cover almost the entire face frame when closed. Half overlay door styles cover part of the face frame when closed. Both overlay styles are structurally sound, the difference is purely aesthetic.



Full Overlay



Half Overlay

CLASSIC SERIES

WOOD SPECIES | PRICE GROUP

A: Knotty Alder
C: Cherry
D: MDF
H: Hickory
M: Maple
O: Oak
T: Thermofoil

CULLEN



A | 8
C | 8
H | 6
M | 6

Full Overlay

Natural Burnt Sienna Highlight on cherry

DEVIN



D | 6

Full Overlay

Irish Crème Classic

EVELYN



A | 8
C | 8
H | 6
M | 6
O | 6

Full Overlay

Amaretto Ebony Highlight on knotty alder

EVELYN



T | 6

Full Overlay

White on thermofoil

EVERETT



C | 7
M | 5

Full Overlay

Onyx on maple

FILLMORE



A | 8
C | 8
H | 6
M | 6

Full Overlay

Sandalwood Burnt Sienna Highlight on maple

FREEMONT



D | 1
M | 3
O | 2

Half Overlay

Ginger Snap Ebony Glaze and Highlight on maple

HENNING



A | 5
C | 5
D | 4
H | 4
M | 4
O | 4

Full Overlay

White Icing Classic

JENNINGS



C | 7
M | 5

Full Overlay

White Chocolate Classic

LANSING



A | 4
C | 4
D | 1
H | 3
M | 3
O | 3

Full Overlay

Frappe Classic

LENNON



C | 4
H | 1
M | 2
O | 1

Full Overlay

Cottage White on oak

STILLWATER



A | 6
C | 6
D | 3
H | 5
M | 5
O | 5

Full Overlay

Sea Salt Classic

WEBBER



C | 7
M | 5
O | 4

Full Overlay

Castle Rock Sheer on oak

WOOD SPECIES

OAK

Available in ICONIC and CLASSIC


- Open grain patterns vary from close-knit and vertical to prominent and arched
- Colors range from light tan and pink to medium dark red and brown
- May contain small mineral streaks and some pin knots

QUARTERSAWN OAK

Available in HISTORIC and ICONIC

- Quartered and cut at a 90-degree angle to the growth ring of the tree to create close-knit vertical grain pattern
- Exposes a beautiful aspect of the grain called flake
- Colors range from light tan and pink to medium dark red and brown
- Dense, heavy wood that is very strong and resists shock
- Typical in Mission or Arts and Crafts styling


OAK CHARACTERISTICS



Pin knots



Mineral streaks




Close-knit,
vertical grain



Prominent,
arched grain

QUARTERSAWN OAK AND OAK STAINS



Champagne†




Natural



Cappuccino†



Peppercorn



Tumbleweed



Sandalwood




Hazelnut



Pecan



Chestnut**†




Amaretto




Rumberry†




Eagle Rock



French Roast




Walnut



Espresso*



Onyx



Smoke

* Finish not available on Quartersawn Oak

** Finish not available on Oak

† Finish not available in Classic

Classic glazes available in Highlight only.




(Iconic) Salinger Flat Panel in Natural
on quartersawn oak



(Classic) Henning in Natural on oak

QUARTERSAWN OAK CHARACTERISTICS




Flake

QUARTERSAWN OAK AND OAK GLAZES

Available in Highlight, or Glaze and Highlight.




Cappuccino Burnt
Sienna Glaze*†




Peppercorn
Ebony Glaze*†



Tumbleweed
Burnt Sienna Glaze



Sandalwood
Burnt Sienna Glaze




Harvest Bronze
Ebony Glaze*†



Rumberry
Ebony Glaze†



Amaretto
Ebony Glaze*†



Eagle Rock
Sable Glaze



French Roast
Sable Glaze



Smoke Ebony
Glaze

HIGHLIGHT ONLY

Hand brushing glaze on select profiles of doors, drawer fronts, moldings, and accessories to accent and define detail without changing the overall base color.

GLAZE AND HIGHLIGHT

Glazing to change the base color and highlighting to define details on doors, drawer fronts, moldings, and accessories.



(Iconic) Crowley Raised Panel in Natural on cherry

CHERRY

Available in Historic, Iconic and Classic

- Rich color and smooth, flowing grain patterns
- Color varies from light pink to dark brown; variations are more prominent with lighter stains
- Will darken or mellow with age, a change that is more noticeable with light stains—sun exposure greatly accelerates this process

CHERRY CHARACTERISTICS



Pin knots



Mineral streaks



Pitch pockets




Sap wood

CHERRY STAINS




Cappuccino†



Peppercorn



Natural




Tumbleweed



Sandalwood



Pecan



Chestnut



Amaretto




Rumberry†




Eagle Rock



French Roast



Ginger Snap



Brandywine



Smoke



Espresso




Onyx

CHERRY GLAZES Available in Highlight, or Glaze and Highlight.




Cappuccino Burnt Sienna Glaze†



Peppercorn Ebony Glaze†



Natural Burnt Sienna Glaze



Tumbleweed Burnt Sienna Glaze



Sandalwood Burnt Sienna Glaze



Pecan Burnt Sienna Glaze




Harvest Bronze Ebony Glaze†*



Amaretto Ebony Glaze



Rumberry Ebony Glaze†



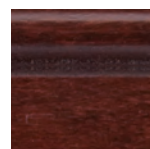
Eagle Rock Sable Glaze




French Roast Sable Glaze



Ginger Snap Ebony Glaze



Brandywine Ebony Glaze



Smoke Ebony Glaze

† Finish not available in Classic

* Only available in Glaze and Highlight

Classic glazes available in Highlight only.




KNOTTY ALDER

Available in HISTORIC, ICONIC and CLASSIC

- A rich-looking wood that blends well with cherry
- Color is very uniform light brown with a reddish tinge
- Fairly straight-grained, uniform texture
- Contains pin knots, open and closed knots of various sizes, checking and mineral streaks which are typical and not considered defects. Knots may be in locations which affect hardware placement.

KNOTTY ALDER CHARACTERISTICS



Checking



Pin knots



Mineral streaks




Open knots



Closed knots

(Iconic) Crowley Reverse Raised Panel in Chestnut Ebony Highlight on knotty alder

KNOTTY ALDER STAINS



Cappuccino†



Peppercorn




Natural



Tumbleweed



Sandalwood



Hazelnut



Chestnut



Amaretto




Rumberry†




Eagle Rock




French Roast



Walnut



Onyx



Smoke

KNOTTY ALDER GLAZES Available in Highlight, or Glaze and Highlight.



Cappuccino Burnt Sienna Glaze†



Peppercorn Ebony Glaze†



Natural Burnt Sienna Glaze



Tumbleweed Burnt Sienna Glaze




Sandalwood Burnt Sienna Glaze




Hazelnut Burnt Sienna Glaze



Harvest Bronze Ebony Glaze*



Chestnut Ebony Glaze†



Amaretto Ebony Glaze



Rumberry Ebony Glaze†




Eagle Rock Sable Glaze



French Roast Sable Glaze



Walnut Ebony Glaze†



Smoke Ebony Glaze

† Finish not available in Classic

*Only available in Glaze and Highlight

Classic glazes available in Highlight only.

MAPLE

Available in HISTORIC, ICONIC and CLASSIC

- Smooth texture with tight, uniform grain patterns
- Color is creamy white, varying slightly from almost bright white to light pink or reddish brown
- Contains a natural resin that causes the wood to turn amber as it ages, a change that is more noticeable with light stains. Sun exposure greatly accelerates this process.

RUSTIC MAPLE

Available in ICONIC

- A dense hardwood with smooth texture and closed grain pattern
- Colors range from creamy whites and light tans to almost black in knotty areas. Bark pockets and mineral streaks can be evident in a single stave of wood.
- Color shift is more evident in lighter finishes
- Medium and dark finishes obscure much of the wood's color variation and the overall finish appears more consistent

MAPLE CHARACTERISTICS



Mineral streaks



Curly grain

RUSTIC MAPLE CHARACTERISTICS



Open knot



Worm holes



Worm tracking



Mineral streaks



Vibrant color



Closed knot




Bark pockets




Non-structural splits


RUSTIC MAPLE AND MAPLE STAINS



Champagne†



Natural



Tumbleweed



Sandalwood



Hazelnut




Chestnut



Amaretto



Rumberry†




Ginger Snap



Eagle Rock




French Roast



Brandywine



Smoke



Onyx*



Espresso*

RUSTIC MAPLE AND MAPLE GLAZES Available in Highlight, or Glaze and Highlight.



Champagne Burnt Sienna Glaze†



Natural Burnt Sienna Glaze



Tumbleweed Burnt Sienna Glaze



Sandalwood Burnt Sienna Glaze



Hazelnut Burnt Sienna Glaze



Harvest Bronze Ebony Glaze† **



Amaretto Ebony Glaze



Rumberry Ebony Glaze†



Ginger Snap Ebony Glaze



Eagle Rock Sable Glaze*



French Roast Sable Glaze



Brandywine Ebony Glaze



Smoke Ebony Glaze

† Finish not available in Classic

* Finish not available on Rustic Maple

** Only available in Glaze and Highlight
Classic glazes available in Highlight only.



(Iconic) Colby Raised Panel in Pecan on hickory

HICKORY

Available in ICONIC and CLASSIC

- Can vary dramatically in color within a single piece of wood; from almost white to a deep, dark brown
- Bold, prominent grain patterns give it a rustic appearance
- Burls, pin knots, mineral streaks and small, sound knots are typical and are not considered defects

HICKORY CHARACTERISTICS




Pin knots

Mineral streaks

Burl

Small sound knots

HICKORY STAINS



Champagne†



Natural



Tumbleweed



Sandalwood



Pecan



Rumberry†



Amaretto



French Roast



Smoke


HICKORY GLAZES Available in Highlight, or Glaze and Highlight.




Tumbleweed
Burnt Sienna Glaze



Sandalwood
Burnt Sienna Glaze




Rumberry Ebony
Glaze†



Amaretto Ebony
Glaze†



French Roast
Sable Glaze



Smoke Ebony
Glaze

† Finish not available in Classic



(ICONIC) Rochelle Flat Panel in Macchiato Ebony Highlight on MDF

MDF (Medium Density Fiberboard)

Available in HISTORIC, ICONIC and CLASSIC

- An engineered wood product with a smooth surface and a consistent core.
- Painted MDF is durable and more resistant to warping, expansion and contraction than solid hardwoods.
- MDF is available in select door styles in Classic Paints and Classic Paints with Highlight or Glaze and Highlight.
- See page 18-19 for available paint and glaze colors.

FINISHES



CLASSIC PAINT CHARACTERISTICS

① Even coverage, ② Lustrous color

CLASSIC PAINTS

Available in HISTORIC and ICONIC

Select colors available in CLASSIC

Yorktowne's Classic Paint finishes offer lustrous color and completely opaque coverage plus the flexibility to design with simplicity or sophistication.

Photo left: (Iconic) Clark Raised Panel in Divinity Classic


MAPLE AND MDF CLASSIC PAINTS

					
Magnolia	Sea Salt*	White Icing*	Divinity*	White Chocolate*	Buff
					
Fauna	Safari	Gazelle	Irish Crème*	Chai Latte*	Macchiato*
					
Sandpiper	Frappe*	Earl Grey*	Carriage Black*	Gray Owl	London Fog
					
Perfect Storm	Dusk	Gale*	Celeste*	Billow	Lakeshore
					
Tidal	Marine	Bay Leaf	Aloe	Eucalyptus*	Cypress
					
Sumac	Cayenne	Spanish Paprika	Buttercream	Saffron	Curry
					
Dried Lavender	Blush				

ADDITIONAL WOOD SPECIES



Carriage Black Oak** and Quartersawn Oak*



Carriage Black Hickory**

* Also available in Classic

** Only available in Iconic

PAINT WITH HIGHLIGHT

Available in HISTORIC, ICONIC and CLASSIC

This look is achieved by hand brushing highlights on an enamel base coat. The brush strokes are defined and included on profiles of doors and drawer fronts to enhance detail. The amount of highlight hang-up varies based on door style.

Photo right: (Classic) Henning in Divinity Burnt Sienna Highlight

MAPLE AND MDF HIGHLIGHT PAINTS



Magnolia
Pewter Highlight*



Sea Salt
Pewter Highlight



White Icing
Pewter Highlight



Divinity Burnt
Sienna Highlight



Divinity Pewter
Highlight



White Chocolate
Mocha Highlight



White Chocolate
Pewter Highlight



Irish Crème
Pewter Highlight



Chai Latte Pewter
Highlight



Macchiato
Pewter Highlight



Macchiato
Ebony Highlight



Frappe
Ebony Highlight



Earl Grey
Ebony Highlight




Saffron
Mocha Highlight*




Cayenne Sable
Highlight*



Dusk Ebony
Highlight*



Gale Pewter
Highlight



Celeste Pewter
Highlight

*Only available in Historic and Iconic.



HIGHLIGHTED PAINT CHARACTERISTICS

- ① Highlighted profile
- ② Lustrous color

PAINT WITH GLAZE AND HIGHLIGHT

Available in HISTORIC and ICONIC

This look is achieved by adding a glaze and highlight to an enamel base coat. The amount of glaze hang-up varies based on door style.

Photo left: (Iconic) Rochelle Beaded Panel in Saffron Mocha Glaze and Highlight on maple

MAPLE AND MDF PAINT WITH GLAZE AND HIGHLIGHT




Morel Raw Umber
Glaze & Highlight



Saffron Mocha
Glaze & Highlight



Cayenne Sable
Glaze & Highlight



PAINT WITH GLAZE AND HIGHLIGHT CHARACTERISTICS

- ① Glaze hang-up
- ② Patina on flat surfaces
- ③ Highlight

PAINT WITH HEIRLOOM DISTRESSING

Available in HISTORIC and ICONIC

This look is achieved by adding a glaze and highlight to an enamel base coat. The amount of glaze hang-up varies based on door style. Random distressing and sand through is also added to create the wear and patina of an heirloom furniture piece.

Photo left: (Iconic) Wallis Raised Panel in Saffron Mocha Glaze and Highlight with Heirloom Distressing on maple



PAINT WITH HEIRLOOM DISTRESSING

① Sanded corners ② Patina on flat surfaces ③ Glaze hang-up ④ Highlight


MAPLE PAINT WITH HEIRLOOM DISTRESSING




Morel Raw Umber
Glaze & Highlight



Saffron Mocha
Glaze & Highlight




Cayenne Sable
Glaze & Highlight



Carriage Black
Ebony Glaze


CARRIAGE BLACK PAINT WITH HEIRLOOM DISTRESSING ON ADDITIONAL WOODS



Cherry



Oak* and
Quartersawn
Oak



Knotty Alder



Hickory*

*Only available in Iconic

ANTIQUE DISTRESSING

Available in HISTORIC and ICONIC

Expert craftsmanship creates this antique look by lightly distressing the wood for a subtle, worn appearance. This decorative art form gives the wood a slightly aged feel, adding character and a one-of-a-kind patina. Characteristics inherent in this technique include sanded corners/profiles of doors and drawer fronts, as well as small dings and dents. Antique Distressing available on cherry, knotty alder, maple and rustic maple with glaze and highlight finish in our standard offering. Rustic maple not available in Historic.

Photo: (Iconic) Roma Raised Panel in Harvest Bronze Ebony Glaze and Highlight with Antique Distressing on cherry



ANTIQUE DISTRESSING CHARACTERISTICS

① Sanded corners ② Dents ③ Glaze hang-up

LEGACY DISTRESSING

Available in HISTORIC and ICONIC

Yorktowne's Legacy Distressed finish is created when our finish experts physically distress the wood to evoke an aged appearance. Along with the characteristics of Antique Distressing, the Legacy finish features rasping, worm holes, chisel marks, and knife splits. In addition to physical distressing elements, cowtailing is applied.

Legacy Distressing available on cherry, knotty alder, maple and rustic maple with glaze and highlight finish in our standard offering. Rustic maple not available in Historic.

Photo: (Iconic) Wallis Raised Panel in Peppercorn Ebony Glaze and Highlight with Legacy Distressing on knotty alder



LEGACY DISTRESSING CHARACTERISTICS

① Sanded corners and profiles ② Dents ③ Glaze hang-up ④ Worm holes
⑤ Knife marks/chisel marks ⑥ Cowtailing ⑦ Rasping

COASTAL COLLECTION

Available in HISTORIC and ICONIC. Sheer available in CLASSIC.


These color-washed stains allow the natural texture of the wood species selected to show through. Available with subtle dry-brushed accents or in Sheer with semi-transparent coverage.

Photo: (Iconic) Wallis Raised Panel in Islander Dry Brush on maple

AVAILABLE ON MAPLE, OAK AND QUARTERSAWN OAK



Cottage White
Dry Brush




Seagrass
Dry Brush



Islander
Dry Brush



Castle Rock
Dry Brush



Harbor Mist
Dry Brush



Cottage White
Sheer*




Seagrass
Sheer



Islander
Sheer



Castle Rock
Sheer



Harbor Mist
Sheer

*Finish not available on maple



STONEY BROOKE COLLECTION

Available in HISTORIC and ICONIC


This unique finish is achieved by artfully brushing multiple glaze materials onto a stained surface. Thicker than a normal glaze, the varying shades of application create a subtle textural feel and appearance. Available on select door styles in quartersawn oak in Historic and oak and quartersawn oak in Iconic.

Photo: (Iconic) Morris Raised Panel in Greystone on oak

STONEY BROOKE FINISHES




Greystone



Cobblestone



Boulder



Shale



APPALOOSA COLLECTION

Available in HISTORIC and ICONIC

Appaloosa finish characteristics include a semi-transparent stain, distressing (including sanded corners and profiles, dents, worm holes, knife marks, and cowtailing) and glaze hang-up. Glaze brushed accents are also added to enhance the depth of the finish. All physical and finish elements are hand applied, giving each piece a unique time-worn appearance.

Appaloosa finishes available on maple, rustic maple, cherry, knotty alder. Rustic maple not available in HISTORIC.

Photo: (Iconic) Crowley Raised Panel in Peppered Appaloosa on maple

APPALOOSA FINISHES



Peppered
Appaloosa



Buckskin
Appaloosa



Silver Appaloosa



Dove Appaloosa



FINISH SELECT PROGRAM

Available in HISTORIC and ICONIC

Finish Select uses Stains, Classic Paint, Custom Paint or Coastal colors as the base material, but provides more versatility to achieve the look you want. Take it a step further by including a distressed application.

Once a door style and species is chosen, follow these steps to make your selection. Remember to order and approve a sample door before a final order is placed.



ONE PICK YOUR BASE COLOR

TWO PICK YOUR GLAZE



BURNT SIENNA



EBONY



MOCHA



RAW UMBER



SABLE



PEWTER*

* Available in Highlight only.

THREE PICK YOUR GLAZE APPLICATION



HIGHLIGHT ONLY



GLAZE AND HIGHLIGHT

FOUR ADD DRY BRUSH



Light dry-brushed taupe accents available on any base color.

FIVE PICK YOUR DISTRESSING



HEIRLOOM
Machine dents, sand through



ANTIQUE
Hand dents, round over



LEGACY
Antique plus rasping, worm holes, chisel marks, knife splits, and cowtailing

SIX PICK YOUR SHEEN

- SATIN
- SEMI-GLOSS



CABINET CONSTRUCTION

OVERLAY CABINETRY EXAMPLE



* end modification shown



upgrade option



upgrade option

INSET CABINETRY EXAMPLE

Historic plywood standard construction shown.

OVERLAY CABINETRY EXAMPLE

Iconic plywood construction shown. Plywood construction is an upgrade.

CLASSIC

ICONIC

HISTORIC

1 INTERIOR	Light maple print	Light maple print	Maple veneer with clear finish
2 FACE FRAME	3/4" thick solid wood		
3 END PANELS	Laminated furniture board	Laminated furniture board	Maple plywood
	1/2" thick - optional upgrade to 3/4" thick plywood		
4 TOP AND BOTTOM	Laminated furniture board	Laminated furniture board	Maple plywood
	1/2" thick		3/4" thick
5 BACK	Furniture board	Furniture board	Maple plywood
	1/8" thick		
6 I-BEAM	Furniture board	Furniture board	Plywood
	Dadoed into end panels to keep cabinet square, 1/2" thick		1/2" thick
7 HANGER RAIL	Furniture board or plywood	Furniture board or plywood	Furniture board or plywood
	1/2" thick - Pocket screwed for superior strength		
8 SHELVES	Laminated furniture board	Laminated furniture board	Maple plywood
	3/4" thick - optional upgrade to roll-out trays		
8 SHELF SUPPORTS SOLID METAL	Silver finish		
9 HINGES	Quiet Close hinge		Barrel hinge available in four finishes Concealed or Barrel hinge
10 TOE KICK	Furniture board	Furniture board	Plywood
	1/2" thick - fully enclosed		
11 MAGNETIC CATCH	Silver finish		
WARRANTY	Lifetime Limited		

NOTE: Optional upgrade to plywood available for Classic and Iconic: interior receives maple veneer with clear finish; exterior end panels are unfinished plywood, specify finished end treatments for exposed ends of cabinetry.

Furniture board is a durable engineered composite material made of densely compressed wood fibers, providing strength and consistency for long lasting cabinet construction.



STANDARD on all product lines

- Quiet Close, full-extension drawer guides
 - Controlled drawer closure — won't slam shut!
- Quiet Close doors
 - Integrated hinge with controlled door closure — won't slam shut!

OPTIONAL UPGRADE on Historic and Iconic

- Quiet Close, full-extension, heavy-duty drawer guides
 - Controlled drawer closure plus 135 lb. capacity

DRAWER CONSTRUCTION

We use the same solid construction techniques across all our product lines, giving you trustworthy durability and lasting strength.

All our cabinets are proudly built here in the USA, strengthening local economies and ensuring high quality. Drawers feature:

- $\frac{5}{8}$ " thick hardwood sides
- $\frac{1}{4}$ " thick fully-captured drawer bottom
- Furniture-quality dovetail construction
- Sealed with clear coat for easy cleaning

NOTE: Wood character and color variations are visible in hardwood.



Fully captured drawer bottom



Dovetail construction

PLYWOOD

All Yorktowne plywood is sourced from domestic forests, including timber salvaged from wildfires and natural disasters. Because we are committed to environmental stewardship in our production processes, approximately 350,000 trees are planted every year. We also ensure that our plywood meets or exceeds the highest standards for air quality (including TSCA Title VI and CARB emissions standards) and can contribute to LEED credits, as well.


For plywood upgrade cabinets, we use only the highest grade materials, including two types of plywood:

- Traditional plywood with an all-fir-crossband core has an ideal strength-to-weight ratio for many cabinet parts, so it is used for end panels, shelves, I-beams, hanging rails, etc.
- Engineered plywood with an MDF crossband core creates a superior surface for accepting stains and paints, so it is used for finished surfaces such as finished ends and matching finished interiors.

Visit Yorktownecabinetry.com for more details.



Fir core plywood



Engineered core plywood





(iconic) **Logan Flat Panel** in Irish Crème Classic with Smoke on cherry

Yorktowne®

RICH IN STYLE. DEEP IN SPIRIT.

10501 10th Street | Waconia, MN 55387

YORKTOWNECABINETRY.COM



Product Availability

Styles and product availability may vary slightly from those shown in this guide due to material availability and/or improvements to our designs. Specifications are subject to change without notice.

Printing Limitations

Product photography and illustrations have been reproduced as accurately as print and web technologies permit. To ensure highest satisfaction, we suggest you view an actual sample from your nearest Yorktowne dealer for best color, wood grain and finish representation.



Kitchen Cabinet Manufacturers Association Environmental Stewardship Program. All products impact the environment. For ESP program criteria, visit kcma.org



At the forefront of American craftsmanship and tradition, Yorktowne believes the best in quality, design, and production starts at home—providing jobs and supporting US communities for over 100 years.

© 2020 Yorktowne Cabinetry

LIT_SELECTYOR 0320 17m